



UNIVERSIDAD AUTÓNOMA  
DE AGUASCALIENTES

# P R O M E P

**44° INFORME FINANCIERO PARCIAL Y ACUMULADO**

**OCTUBRE 2016**



UNIVERSIDAD AUTÓNOMA  
DE AGUASCALIENTES

ACUERDO  
S. E. P.  
SUBSECRETARÍA DE EDUCACIÓN SUPERIOR  
28 OCT. 2016  
DIRECCIÓN GENERAL DE EDUCACIÓN SUPERIOR UNIVERSITARIA  
DIRECCIÓN DE SUBSIDIO A UNIVERSIDADES

17 de octubre de 2016

Oficio No. CAP-RECTORIA 99/16

DR. SALVADOR MALO ÁLVAREZ  
DIRECTOR GENERAL DE EDUCACIÓN SUPERIOR UNIVERSITARIA  
SUBSECRETARÍA DE EDUCACIÓN SUPERIOR. SEP  
P R E S E N T E.

Estimado Doctor:

Anexo al presente hago entrega del 44º informe financiero de avance general del ejercicio de los Convenios PRODEP (PROMEPE).

Dicha información comprende:

- Informe parcial y acumulado
- Cédulas de comprobación de gasto
- Copias de comprobantes de gasto por convenio

Para cualquier duda o aclaración al respecto, estoy a sus órdenes.

Agradezco su atención y sin más por el momento le envío un cordial saludo.

ATENTAMENTE  
"SE LUMEN PROFERRE"

M. EN A. MARIO ANDRADE CERVANTES  
RECTOR

DRA. GUADALUPE RUIZ CUÉLLAR  
DIRECTORA GENERAL DE INVESTIGACIÓN Y POSGRADO  
REPRESENTANTE INSTITUCIONAL PROMEP

c.c.p. M. en C. Guillermina Urbano Vidales.- Directora de Superación Académica - PROMEP.SEP  
c.c.p. C.P. José F. Varela del Rivero.- Director de Subsidio a Universidades. SEP  
c.c.p. Lic. Jaime Chapa Benítez.- Subdirector de Gestión y Seguimiento Presupuestal. SEP  
c.c.p. Archivo

GRC/JAFD/EYNJ

S. E. P.  
SUBSECRETARÍA DE EDUCACIÓN SUPERIOR  
RECIBIDO  
28 OCT 2016  
DIR. GENERAL DE EDUCACIÓN SUPERIOR UNIVERSITARIA  
DIRECCIÓN DE SUBSIDIOS A UNIVERSIDADES  
SUBDIRECCIÓN DE GESTIÓN Y SEGUIMIENTO PRESUPUESTAL

S. E. P.  
SUBSECRETARÍA DE EDUCACIÓN SUPERIOR  
RECIBIDO  
28 OCT. 2016  
DIRECCIÓN GENERAL DE EDUCACIÓN SUPERIOR UNIVERSITARIA


S. E. P.  
SUBSECRETARÍA DE EDUCACIÓN SUPERIOR  
RECIBIDO  
28 OCT 2016  
DIRECCIÓN GENERAL DE EDUCACIÓN SUPERIOR UNIVERSITARIA  
DIRECCIÓN DE SUPERACIÓN ACADÉMICA






UNIVERSIDAD AUTÓNOMA DE AGUASCALIENTES  
PROGRAMA DE MEJORA AL PROFESORADO  
Informe Financiero Parcial No. 44  
17 de Octubre de 2016.

Rubros	Beca de fomento a la permanencia	Reconocimiento a la Trayectoria Académica	Fomento a la generación y aplicación del conocimiento	Servicios	Materiales	Bienes muebles	Acervo bibliográfico	Manutención	Cuota compensatoria	Inscripción	Colegiatura	Seguro médico	Instalación	Transporte y viáticos	Material didáctico	Graduación o titulación	TOTAL
Anexos																	
Of. No. 103.5/15/6954	133,000.00		19,455.25	61,842.85	8,642.72	129,259.04											352,199.86
Of. No. 103.5/15/7476				41,412.40	4,800.00												46,212.40
Of. No. 103.5/15/7648									46,345.26						2,761.75		49,107.01
Of. No. 103.5/15/9188					3,098.69	53,356.60	3,761.00										60,216.29
Of. No. 103.5/15/10469	66,000.00		17,058.00		570.00												83,628.00
Of. No. 103.5/15/11024			108,500.00	145,583.46													254,083.46
<b>TOTAL POR RUBRO</b>	<b>327,000.00</b>	<b>0.00</b>	<b>180,951.93</b>	<b>298,683.21</b>	<b>25,824.29</b>	<b>584,685.44</b>	<b>6,301.85</b>	<b>0.00</b>	<b>46,345.26</b>	<b>0.00</b>	<b>0.00</b>	<b>0.00</b>	<b>0.00</b>	<b>0.00</b>	<b>2,761.75</b>	<b>0.00</b>	<b>1,472,553.73</b>

  
 DRA. GUADALUPE RUIZ CUÉLLAR  
 RESPONSABLE INSTITUCIONAL DEL PRODEP

  
 M. EN ADMÓN. MARIO ANDRADE CERVANTES  
 RECTOR





UNIVERSIDAD AUTÓNOMA DE AGUASCALIENTES  
PROGRAMA DE MEJORA AL PROFESORADO  
Informe Financiero Acumulado No. 44  
17 de Octubre de 2016.

Rubros	Beca de fomento a la permanencia	Reconocimiento a la calidad en el trabajo	Apoyo mensual complementario	Reconocimiento a la trayectoria académica	Fomento a la generación y aplicación del conocimiento	Servicios	Materiales	Bienes muebles	Acervo bibliográfico	Manutención	Cuota compensatoria	Inscripción	Colegiatura	Seguro médico	Instalación	Transporte y viáticos	Material didáctico	Graduación o titulación	TOTAL	
97-01						20,553.41	15,654.53	228,674.99	5,112.56											269,995.49
97-02						5,286.07	22,965.96	327,973.91	2,430.66											358,656.60
97-03						18,076.38	839,446.02	1,121,618.96												1,979,141.36
97-04						1,175.13		1,424,273.32	314,313.39											1,739,761.84
97-06						93.00	182.16	302,309.55	57,407.00											359,991.71
98-01-01										6,840.00						6,973.88				13,813.88
98-03						118.20	314.18	264,670.25	371,486.83											636,559.46
98-02-01										1,750,750.67		29,845.12	372,624.00		16,000.00	248,027.69	117,533.62	16,500.00		2,551,281.10
99-01-01										900,882.46				9,997.35	18,955.84	26,377.60	28,909.21			985,122.46
99-06-01										495,448.00		9,725.00			7,231.69	109,695.48	20,000.00			642,100.17
99-02-01										162,624.00						75,260.41	29,208.68			267,093.09
99-03-01										180,000.00						100,953.00	317.69			281,270.69
99-04-01										376,829.00	16,123.50	11,056.50	31,522.50		8,000.00	34,110.74	20,850.40			498,492.64
99-06-01										670,016.77		12,006.00	584,438.53	24,060.00	18,041.05	30,747.16	19,161.25			1,358,470.76
99-07-01										340,365.00		20,979.00	34,312.50		8,192.21	64,245.89	19,762.26			487,656.86
2000-01-01										1,022,833.81	165,024.00		435,514.25	49,696.20	19,780.00	24,556.39	9,445.10			1,726,849.55
2000-02						4,955.95	45,027.70	1,861,225.71	62,277.29											1,973,486.65
2000-03-01												1,117.40				101,350.01	8,333.59			110,801.00
2000-04						825.12		59,163.88												59,989.00
2000-05-01										389,136.00		4,209.29	2,368.82			121,634.00	29,452.76			546,800.87
2000-06-01										203,280.00		1,163.06	1,712.40			97,153.41	9,848.85			313,157.72
2000-07-01											207,600.00		149,500.00			12,232.24	34,302.47	3,180.00		406,794.71
2000-08-01										16,254.00		13,542.00				42,500.93	19,992.37			92,289.30
2001-01-01											13,542.00					8,000.00	10,000.00	1,306.00		32,848.00
2001-02-01											26,160.00		32,305.00			9,739.02	2,613.54			70,817.56
2001-03							893.16	454,131.82	27,031.03											482,056.03
2001-04-01										633,993.50	145,074.13		581,030.37	60,813.11		20,025.06	9,786.81	10,003.70		1,460,726.68
2001-06						619,226.76														619,226.76
2001-06-01										107,198.83	5,461.20		92,524.50			13,041.81	8,403.91			226,630.25
2001-07-01											48,000.00					4,607.09				52,607.09
2001-08								9,468.90												9,468.90
2002-01							4,143.43	172,224.57	406.00											176,774.00
PTC-01-01	303,000.00		45,000.00			23,367.64	246,529.05	123,396.72												741,293.41
PTC-01-02	192,000.00							52,932.46	5,764.47											250,696.93
PTC-02-01	144,000.00		60,000.00		13,909.50	40,731.77	54,586.10	40,622.43	6,855.65											360,705.45
PTC-02-02	96,800.00						2,369.43	26,351.32												125,520.75




UNIVERSIDAD AUTÓNOMA DE AGUASCALIENTES  
PROGRAMA DE MEJORA AL PROFESORADO  
Informe Financiero Acumulado No. 44  
17 de Octubre de 2016.

Rubros	Beca de fomento a la permanencia	Reconocimiento a la calidad en el trabajo	Apoyo mensual complementario	Reconocimiento a la trayectoria académica	Fomento a la generación y aplicación del conocimiento	Servicios	Materiales	Bienes muebles	Acervo bibliográfico	Manutención	Cuota compensatoria	Inscripción	Colegiatura	Seguro médico	Instalación	Transporte y viáticos	Material didáctico	Graduación o titulación	TOTAL
PTC-03-01	288,000.00		60,000.00				4,967.15	77,701.88	1,958.00										432,627.03
PTC-03-02	96,000.00						606.11	29,324.79											125,930.90
EXB-01-01					77,777.48	34,914.37	4,558.15	61,960.85	364.86										179,575.71
Of. No. 103.5/02/1406								29,382.50											29,382.50
Of. No. 103.5/02/1428	1,675,102.67		60,000.00		180,370.21	151,165.66	183,777.29	424,825.85	12,622.50										2,687,864.18
Of. No. 103.5/02/1465							762.00	154,281.41											155,063.41
Of. No. 103.5/02/1497										49,050.00	20,952.00		18,967.50						88,969.50
Of. No. 103.5/02/1498										785,029.20	257,825.79		724,821.16	17,199.69		21,683.01	11,993.63		1,818,552.48
Of. No. 103.5/02/2037									610,344.00	248,155.92	23,385.00	26,360.00			21,610.00	19,364.83	5,390.00		954,609.75
Of. No. 103.5/02/2038									1,708,096.10	404,221.34	18,481.74	196,500.62	52,992.20		54,287.99	24,080.76	1,199.39		2,459,860.14
Of. No. 103.5/02/2108							69,920.22	10,000.00											79,920.22
Of. No. 103.5/02/2282	222,000.00				40,512.93	17,985.16	4,404.27	137,032.62	3,909.00										425,843.98
Of. No. 103.5/02/2283	444,000.00				28,224.00	20,135.70	7,729.00	66,237.20											566,325.90
Of. No. 103.5/03/249						551,381.10	118,627.51	22,948.22	180.00										693,136.83
Of. No. 103.5/03/1040										196,750.00	56,532.40		141,380.01	7,875.79		63,962.01	10,753.56		477,253.77
Of. No. 103.5/03/1041										531,164.00	346,456.00	50,000.00	174,996.00		14,961.00	20,000.00	40,000.00		1,177,577.00
Of. No. 103.5/03/1099	322,000.00				32,000.00	73,676.28	35,568.61	136,529.68	60,198.00										659,972.57
Of. No. 103.5/03/1375							1,698.80	124,397.77											126,096.57
Of. No. 103.5/03/1476	96,000.00						332.81	29,606.38											125,939.19
Of. No. 103.5/03/0501						1,805,094.60													1,805,094.60
Of. No. 103.5/03/2516	245,000.00	45,000.00			32,787.00	213,901.53	53,786.67	220,772.84	19,338.45										830,586.49
Of. No. 103.5/03/2517	660,000.00				65,574.00	118,541.22	146,483.51	553,518.81	12,054.37										1,556,171.91
Of. No. 103.5/03/2660						7,425.00	5,697.94	226,644.52	3,083.54										242,851.00
Of. No. 103.5/04/183										232,050.00			1,440,072.00			107,885.29	51,234.61	27,668.00	1,858,909.90
Of. No. 103.5/04/1097										901,175.00	189,211.84	1,551.09	22,141.17	45,416.24		32,912.00	14,960.00		1,207,369.34
Of. No. 103.5/04/1314	539,836.00				22,205.00	77,965.25	78,049.85	373,744.51	23,311.45										1,115,112.06
Of. No. 103.5/04/1315	260,000.00	30,000.00			34,040.50	57,000.78	30,887.95	106,937.58	5,335.49										524,202.30
Of. No. 103.5/04/1496							10,765.57	157,336.37											168,101.94
Of. No. 103.5/04/1662	96,000.00						299.00	29,214.00											125,513.00
Of. No. 103.5/04/1741										261,600.00	105,600.00	6,545.00	88,400.00		7,708.00	19,314.81			489,167.81
Of. No. 103.5/04/2522							4,730.00	94,762.11											99,492.11
Of. No. 103.5/04/2598	192,000.00						3,511.50	56,480.50											251,992.00
Of. No. 103.5/04/2600										197,033.00	24,000.00	60,000.00			135,136.68	22,009.95	54,622.00		492,801.63
Of. No. 103.5/04/2846						151,880.50	122,976.64	10,760.90											285,618.04
Of. No. 103.5/04/2888	96,000.00						2,104.50	27,091.53											125,196.03
Of. No. 103.5/05/359	144,000.00			132,000.00	34,603.00	119,865.84	31,408.83	75,985.81	21,105.96										558,969.44



**UNIVERSIDAD AUTÓNOMA DE AGUASCALIENTES**  
**PROGRAMA DE MEJORA AL PROFESORADO**  
**Informe Financiero Acumulado No. 44**  
**17 de Octubre de 2016.**

Rubros Anexos	Beca de fomento a la permanencia	Reconocimiento a la calidad en el trabajo	Apoyo mensual complementario	Reconocimiento a la trayectoria académica	Fomento a la generación y aplicación del conocimiento	Servicios	Materiales	Bienes muebles	Acervo bibliográfico	Manutención	Cuota compensatoria	Inscripción	Colegiatura	Seguro médico	Instalación	Transporte y viáticos	Material didáctico	Graduación o titulación	TOTAL
Of. No. 103.5/05/664	132,000.00							17,260.06											149,260.06
Of. No. 103.5/05/1014						12,853.61													12,853.61
Of. No. 103.5/05/1471											102,000.00					4,991.00	10,036.84	2,300.00	119,327.84
Of. No. 103.5/05/1472										754,153.50	139,797.44	11,244.89	10,958.81	34,503.92		28,679.22	13,368.22	4,022.05	996,728.05
Of. No. 103.5/05/1674								26,434.00	1,089.90										27,523.90
Of. No. 103.5/05/1693	1,222,000.00				66,851.60	294,746.09	106,960.75	622,492.59	927.99										2,313,979.02
Of. No. 103.5/05/1824							12,168.43	243,648.58	4,357.28										260,174.29
Of. No. 103.5/06/429						94,093.78	24,015.92	64,451.51											182,561.21
Of. No. 103.5/06/1146						80,056.16													80,056.16
Of. No. 103.5/06/1693									3,699.81										3,699.81
Of. No. 103.5/06/1893										776,791.80	257,209.58	43,761.25	37,875.00	37,354.30		30,798.78	13,362.47	5,887.89	1,203,041.07
Of. No. 103.5/06/1872											231,000.00					29,909.34	65,674.25		326,583.59
Of. No. 103.5/06/2644											871,620.00	76,000.00	251,956.00			300,308.23	39,230.84	300.00	1,539,415.07
Of. No. 103.5/06/2729						88,365.14	10,717.40	3,933.56											103,016.10
Of. No. 103.5/07/1654						4,485.00	10,913.66	280,865.82											296,264.48
Of. No. 103.5/07/1869											301,178.40					14,994.78	29,959.42		346,132.60
Of. No. 103.5/07/1906							2,213.36	293,305.25											295,518.61
Of. No. 103.5/07/2087										856,412.41	254,621.00	126,678.90		33,427.55		34,476.66	11,488.29		1,317,104.81
Of. No. 103.5/07/2090										621,067.49	166,931.01	217,839.55	298,099.90	30,607.60		37,542.60	10,016.00	60,370.50	1,442,474.65
Of. No. 103.5/07/2408	991,000.00			201,346.10	55,975.97	202,648.89	228,303.78	741,006.27	531.00										2,420,812.01
Of. No. 103.5/07/2562	688,000.00			52,000.00	129,807.00	322,562.43	222,213.19	753,749.63	1,486.31										2,169,818.56
Of. No. 103.5/07/2829	158,000.00				37,633.00	67,614.92	114,232.22	246,131.17	110.00										625,721.31
Of. No. 103.5/07/3027	2,436,000.00					20,615.25	580,362.64	97,971.81											3,134,949.70
Of. No. 103.5/08/1265	260,000.00				165,740.50	129,053.41	179,412.82	479,124.69	6,126.95										1,219,458.37
Of. No. 103.5/08/3107						850.00	3,625.80	288,534.42											293,010.22
Of. No. 103.5/08/3121	1,038,000.00				49,588.25	61,902.23	115,816.86	409,486.51											1,694,793.85
Of. No. 103.5/08/3122	108,000.00				40,185.19	43,238.40	20,693.77	70,367.75	6,666.75										289,151.86
Of. No. 103.5/08/3396											262,413.00	9,853.50	7,554.20			48,040.02	28,471.82	15,456.00	371,788.54
Of. No. 103.5/08/4877							2,722.86	6,897.00											9,619.86
Of. No. 103.5/08/4878								51,347.40											51,347.40
Of. No. 103.5/09/1251					7,458.31		27,766.23												35,224.54
Of. No. 103.5/09/1252	40,000.00		4,500.00		261,808.94	991,881.52	330,334.33	283,416.04	22,205.44										1,934,146.27
Of. No. 103.5/09/3669							61,747.01	152,815.33											214,562.34
Of. No. 103.5/09/3923	160,000.00				38,697.00	118,316.55	34,650.44	171,174.82											523,038.81
Of. No. 103.5/09/4045	742,405.58				106,671.10	318,378.51	113,335.93	612,321.97	2,000.00										1,895,113.09
Of. No. 103.5/09/4412						15,170.21					264,549.36	18,670.00	363,954.30	14,736.00		261,305.65	17,365.91		955,751.43



UNIVERSIDAD AUTÓNOMA DE AGUASCALIENTES  
PROGRAMA DE MEJORA AL PROFESORADO  
Informe Financiero Acumulado No. 44  
17 de Octubre de 2016.

Rubros	Beca de fomento a la permanencia	Reconocimiento a la calidad en el trabajo	Apoyo mensual complementario	Reconocimiento a la trayectoria académica	Fomento a la generación y aplicación del conocimiento	Servicios	Materiales	Bienes muebles	Acervo bibliográfico	Manutención	Cuenta compensatoria	Inscripción	Colegiatura	Seguro médico	Instalación	Transporte y viáticos	Material didáctico	Graduación o titulación	TOTAL
Of. No. 103.5/09/5972						142,388.97						38,928.31				61,024.31			242,341.59
Of. No. 103.5/10/4550								151,726.95	10,000.00										161,726.95
Of. No. 103.5/10/4992	709,000.00	80,000.00	15,729.75		77,918.99	96,122.05	84,312.11	822,352.21	29,638.14										1,915,073.25
Of. No. 103.5/10/5001	233,000.00	35,000.00	8,738.75		33,207.25	85,968.94	203,253.38	248,375.40											847,543.72
Of. No. 103.5/10/5873									360.00	580,628.27	470,674.19	73,980.00	425,016.55			14,985.92	27,381.04	8,172.24	1,601,198.21
Of. No. 103.5/10/5874									2,149.97	705,055.31	63,562.82		422,838.73	30,000.00		13,387.00	9,754.63		1,246,748.46
Of. No. 103.5/10/5875						97,813.01				890,158.13	298,270.73	6,120.54	28,514.90	37,428.16		273,507.03	26,869.85		1,658,682.35
Of. No. 103.5/10/7732	96,000.00		5,243.25		40,975.00	96,265.45	23,416.45	94,160.63	1,149.00										357,209.78
Of. No. 103.5/10/7733	152,738.75	12,000.00			33,207.25	108,583.76	36,655.25	78,047.67	3,183.20										424,415.88
Of. No. 103.5/11/899	72,000.00				21,834.00	49,584.04		68,072.53	50,000.50										261,491.07
Of. No. 103.5/11/1019						91,722.79	7,996.13												99,718.92
Of. No. 103.5/11/1020						25,180.38	5,100.70												30,281.08
Of. No. 103.5/11/3444						46,000.00													46,000.00
Of. No. 103.5/11/3817								279,104.56											279,104.56
Of. No. 103.5/11/3837	269,813.92			30,000.00	21,864.00	31,341.88	8,840.40	329,428.62									44,625.00		735,913.82
Of. No. 103.5/11/3838				50,000.00	31,834.00	8,101.02	24,983.53	119,517.77	6,945.81										241,382.13
Of. No. 103.5/11/5526						37,312.26			7,264.51	343,197.28	67,226.96	81,886.50	86,170.00			5,000.00	2,626.20		630,683.71
Of. No. 103.5/11/5527						1,323.17			1,353.44	1,042,514.00			5683,299.93			25,951.11	3,290.75		1,757,732.40
Of. No. 103.5/11/5543						123,318.70			3,504.33		168,312.00	6,930.92	13,800.24			190,134.45	12,799.34	23,969.32	542,769.30
Of. No. 103.5/11/5640					36,462.24														36,462.24
Of. No. 103.5/11/6719	72,000.00				21,834.00	19,678.17	6,277.75	71,878.47	8,052.40										199,720.79
Of. No. 103.5/11/6737	77,885.00				16,375.50	18,884.00	7,566.49	60,300.33											181,011.32
Of. No. 103.5/11/6813					70,771.66	152,611.52	28,081.93	36,164.36	6,266.14										293,895.61
Of. No. 103.5/12/2075					59,831.29	517,331.85	26,377.70	357,581.40	15,511.50								1,359.00		977,992.74
Of. No. 103.5/12/3780	583,517.20				64,408.96	122,812.14	30,753.44	625,002.92	25,956.68										1,452,451.34
Of. No. 103.5/12/3781	264,000.00				41,708.26	20,213.39	12,264.26	92,143.51	12,136.21										442,465.63
Of. No. 103.5/12/4273						3,337.00	386,393.69												389,730.69
Of. No. 103.5/12/4455						1,667.00			7,980.00	198,774.85			44,884.80			1,960.00			255,246.45
Of. No. 103.5/12/4456						10,528.00			1,021.22	841,072.17		110,172.00	525,628.39	18,429.30		1,998.17	3,707.67	3,634.46	1,516,191.38
Of. No. 103.5/12/4457										987,275.57		11,702.68	5,075.70	43,297.60		16,345.00			1,063,696.55
Of. No. 103.5/12/4458					9,479.15	11,343.00													20,822.15
Of. No. 103.5/12/4558					68,249.88	60,903.21	77,776.43	49,439.41											256,368.93
Of. No. 103.5/13/4178						24,484.60													24,484.60
Of. No. 103.5/13/5244					27,542.00	341,042.63	174,805.61	101,167.84											644,558.08
Of. No. 103.5/13/5607									2,649.47	144,678.50	407,746.90		102,000.00				1,612.50		658,687.37
Of. No. 103.5/13/5651									3,296.84	775,339.97			46,137.22	27,640.00		18,370.00	10,241.44		881,031.47









**UNIVERSIDAD AUTÓNOMA DE AGUASCALIENTES**  
**PROGRAMA DE MEJORA AL PROFESORADO**  
**Informe Financiero Acumulado No. 44**  
**17 de Octubre de 2016.**

Rubros	Beca de fomento a la permanencia	Reconocimiento a la calidad en el trabajo	Apoyo mensual complementario	Reconocimiento a la trayectoria académica	Fomento a la generación y aplicación del conocimiento	Servicios	Materiales	Bienes muebles	Acervo bibliográfico	Manutención	Cuota compensatoria	Inscripción	Colegiatura	Seguro médico	Instalación	Transporte y viáticos	Material didáctico	Graduación o titulación	TOTAL
Of. No. 103.5/13/6971								291,016.62	9,527.74										300,544.36
Of. No. 103.5/13/6889					9,679.40	50,004.23		24,842.17											84,525.80
Of. No. 103.5/13/7079	397,270.81				34,002.83		34,423.04	273,465.51	10,757.49										749,919.68
Of. No. 103.5/13/7234					72,000.00	110,020.70	9,781.46	71,537.55				7,526.35							270,866.06
Of. No. 103.5/14/7104								236,005.71											236,005.71
Of. No. 103.5/14/7421	198,000.00				47,075.25	85,342.47	11,926.20	327,147.34	1,824.00										671,315.26
Of. No. 103.5/14/7422	158,046.75				16,364.00	13,380.00	8,364.81	175,070.66											371,226.22
Of. No. 103.5/14/9009								39,900.00											39,900.00
Of. No. 103.5/14/10421	228,000.00				24,560.88			144,831.39											397,392.27
Of. No. 103.5/14/11294					29,675.00	85,767.38	213,197.04												328,639.42
Of. No. 103.5/15/350						11,219.00													11,219.00
Of. No. 103.5/15/3006					86,304.40	800.02	1,385.99	14,622.55											103,112.96
Of. No. 103.5/15/3096	187,000.00				10,233.75	61,378.84	736.00	24,809.00											284,157.59
Of. No. 103.5/15/4288						6,453.00													6,453.00
Of. No. 103.5/15/6946	592,661.25				29,058.00	23,913.24	4,304.00	253,010.59	7,672.71										910,619.79
Of. No. 103.5/15/6954	689,396.75				82,634.25	129,836.34	19,659.45	245,922.20	909.47										1,168,358.46
Of. No. 103.5/15/7476						41,412.40	4,800.00												46,212.40
Of. No. 103.5/15/7648						2,443.00				222,840.45	46,345.26		31,846.40				2,761.75		306,236.86
Of. No. 103.5/15/9188							3,096.69	136,198.72	20,586.07										159,883.48
Of. No. 103.5/15/10469	182,000.00				29,851.50		570.00												212,421.50
Of. No. 103.5/15/11024					108,500.00	145,583.46		7,261.66											261,345.12
Of. No. 103.5/15/12142						9,812.60													9,812.60
Of. No. 103.5/15/12143						24,220.00													24,220.00
<b>TOTAL POR RUBRO</b>	<b>19,249,474.68</b>	<b>202,000.00</b>	<b>259,211.75</b>	<b>465,346.10</b>	<b>2,780,063.17</b>	<b>10,128,974.87</b>	<b>5,399,430.30</b>	<b>21,921,673.76</b>	<b>1,325,424.77</b>	<b>22,039,619.84</b>	<b>7,072,023.77</b>	<b>1,055,359.59</b>	<b>8,597,102.40</b>	<b>575,477.01</b>	<b>96,200.79</b>	<b>3,023,127.06</b>	<b>979,603.89</b>	<b>283,961.55</b>	<b>105,454,075.11</b>

  
 DRA. GUADALUPE RUIZ CUÉLLAR  
 RESPONSABLE INSTITUCIONAL DEL PRODEP

  
 M. EN ADMON. MARIO ANDRADE CERVANTES  
 RECTOR